

Vector®

Galvashield® XP Product Line Embedded Galvanic Anode Units with 2G Technology™

Description

The Galvashield XP range of embedded galvanic anode units utilize an innovative zinc anode core design surrounded by an enhanced formulated cement-based mortar to provide corrosion mitigation to reinforced concrete structures. The anode units are alkali-activated (Type A) with an internal pH of 14 or greater to keep the zinc active over the life of the anode while being non-corrosive to reinforcing steel. The anode units utilize 2G Technology™ to provide higher current output. Once installed, the zinc anode corrodes preferentially to the adjacent reinforcing steel, thereby providing galvanic corrosion prevention or corrosion control.

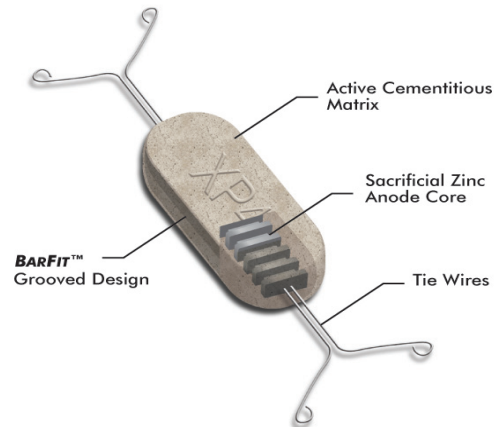
Applications

- Mitigates incipient anode formation (halo effect) in patch repair
- Bridge widening and other structure modifications
- Slab replacements, expansion joint repairs and other interfaces between new and existing concrete
- Repair of prestressed and post-tensioned concrete
- Chloride contaminated or carbonated concrete
- Repair of structures with epoxy-coated rebar

Features and Benefits

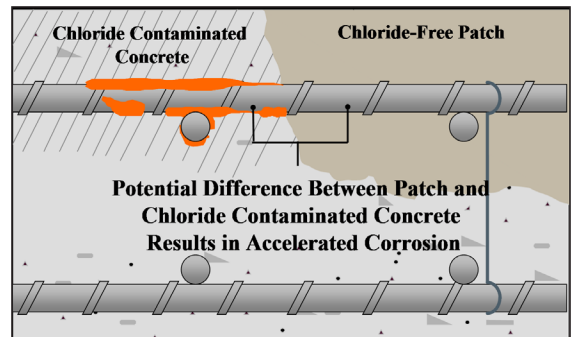
- **Proven technology** - Galvashield anodes have an extensive 10+ year track record in the field and have received British Board of Agrément (BBA) approval.
- **Type A anode** - alkali-activated to maintain activity of zinc while being non-corrosive to reinforcing steel.
- **2G Technology™** - provides enhanced current output and protection.
- **Cast zinc core** - provides high anode utilization in addition to a secure long-term connection between the zinc and the lead wires.
- **Integral steel lead wires** - allows for quick and convenient anode installation. Provides dependable steel-to-steel contact with no intermediate materials such as galvanizing (which can corrode over time) that may compromise the long-term electrical connection.
- **BarFit™ design** - grooved edges on Galvashield XP2 and XP4 anode units assist with secure anode placement.
- **Economical** - provides localized protection where it is needed the most, at the interface of the repair and the remaining contaminated concrete.
- **Versatile** - can be used for both conventionally reinforced and prestressed or post-tensioned concrete.
- **Low maintenance** - requires no external power source or system monitoring.
- **Long lasting** - 10 to 20 year service life* reduces the need for future repairs.

*As with all galvanic protection systems, service life and performance is dependent upon a number of factors including reinforcing steel density, concrete conductivity, chloride concentration, humidity and anode spacing.

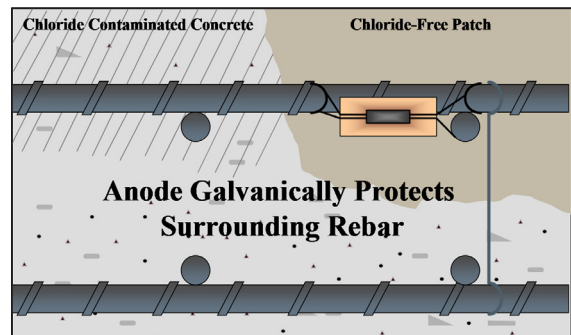


Cut-away of Galvashield XP4

| Level of Protection | Description | Galvashield® XP/XP2 | Galvashield® XP2/XP4 |
|----------------------|---|---------------------|----------------------|
| Corrosion Prevention | Mitigates initiation of new corrosion activity | • | • |
| Corrosion Control | Reduces on-going corrosion activity | | • |
| Cathodic Protection | Reduce or eliminate on-going corrosion activity | | |



“Ring Anode” Corrosion (without Galvashield XP)



Galvashield XP prevents “Ring Anode” Corrosion

Vector®

Galvashield® XP Product Line

Specification Clause

Embedded galvanic anodes shall be pre-manufactured with [add zinc mass] of zinc in compliance with ASTM B6 Special High Grade zinc cast around a pair of steel tie wires in compliance with bright annealed ASTM A82 and encased in a highly alkaline cementitious shell with a pH of 14 or greater. The cementitious shell shall contain no added sulfate nor shall it contain chloride, bromide or other constituents that are corrosive to reinforcing steel. Anode units shall be supplied with integral unspliced wires with loop ties for tying to the reinforcing steel.

How It Works

When two dissimilar metals are coupled together in an electrolyte (in this case concrete), the metal with the higher potential for corrosion (zinc) will corrode in preference to the more noble metal (reinforcing steel). Galvashield XP-type anodes are embedded in concrete repairs to provide corrosion prevention or corrosion control to the reinforcing steel in the adjacent area.

Product Comparison

| Product Name | Anode Class | Anode Dimension (nominal) | Zinc Mass (g) |
|-----------------|-------------|---------------------------|---------------|
| Galvashield XPT | Type AP | 25 mm x 125 mm x 25 mm | 60 |
| Galvashield XP | Type AP | 65 mm (dia.) x 30 mm | 60 |
| Galvashield XP2 | Type AC | 65 mm x 80 mm x 30 mm | 100 |
| Galvashield XP4 | Type AC | 65 mm x 120 mm x 30 mm | 160 |

Anode Class

First Letter Activation Method (A-Alkali)
 Second Letter Application (P-Corrosion Prevention)
 (C-Corrosion Control)

Installation Instructions

Concrete shall be removed from around and behind all corroding rebar in accordance with good concrete repair practice such as ICRI Guideline R310.1R. Exposed reinforcing steel should be cleaned to remove all residual rust and concrete residue.

The anode units and repair material should be installed immediately following preparation and cleaning of the steel reinforcement. The location and spacing of the units shall be as specified by the designer (refer to design criteria). The units can be placed around the perimeter of the repair or on a grid pattern to protect a second mat of steel if required.

Securely fasten the anode units from the side or beneath the exposed rebar as close as practical to the surrounding concrete (preferably within 4 in. (100 mm) while ensuring that enough space remains to fully encapsulate the unit in the repair. The minimum cover of the repair material over the units should be ¾ in. (20 mm).

Anode-to-steel continuity and steel-to-steel continuity within the patch should be verified with an appropriate meter; discontinuous steel should be tied to continuous bars using steel tie wire and re-tested. A value between 0 and 1 ohm should be achieved.

Repair Materials

For optimum performance, use a repair material with resistivity less than 15,000 ohm-cm. If a higher resistivity repair material is to be used or if the resistivity of the material is unknown, pack Galvashield Embedding Mortar between the anode unit and the substrate to provide an ionically conductive path to the substrate. Prior to placing the repair material, pre-wet the concrete substrate and the anode units to achieve a saturated surface dry condition, then complete the repair. Do not soak the anode units for greater than 20 minutes.

Precautions

Galvashield XP-type anode units are intended to provide localized corrosion prevention or corrosion control and do not address or repair structural or concrete damage. Where structural damage exists, consult a structural engineer. To provide protection to a broader area, install Galvashield CC anode units on a grid pattern or consult Vector for further product recommendations.

Packaging

| | | |
|------------------------------|------------------|-------------------|
| Galvashield® XP | 20 units per box | 11.5 lbs (5.2 kg) |
| Galvashield® XPT | 30 units per box | 12.5 lbs (5.7 kg) |
| Galvashield® XP2 | 20 units per box | 11.5 lbs (5.2 kg) |
| Galvashield® XP4 | 20 units per box | 18.0 lbs (8.2 kg) |
| Galvashield Embedding Mortar | | 11 lb. (5 kg) bag |

Storage

Store in dry conditions in the original unopened box. Avoid extremes of temperature and humidity. Units should be installed within one year.

Health and Safety

As with all cement-based materials, contact with moisture can release alkalis which may be harmful to exposed skin. Galvashield anode units and Galvashield Embedding Mortar should be handled with suitable gloves and other personal protective equipment in accordance with standard procedures for handling cementitious materials. Additional safety information is included in the Material Safety Data Sheet.

About Vector

Vector Corrosion Technologies is a member of the Vector Construction Group, a privately owned corporation with 15 offices. Vector takes pride in offering technically advanced, cost effective solutions for concrete structures subject to corrosive conditions and has earned numerous awards and patents for product innovation. Vector is committed to a safe, healthy and sustainable environment.



Vector®

Galvashield® XP Product Line

Anode Spacing for Low to Moderate Corrosion Risk (Chloride Content < 0.8% or Carbonated Concrete)

| Protection Level | Corrosion Prevention | | | | Corrosion Control | | | |
|---------------------|----------------------|-----|-----|-----|-------------------|-----|-----|-----|
| | XP or XPT | | XP2 | | XP2 | | XP4 | |
| Galvashield Anode | | | | | | | | |
| Steel Density Ratio | mm | in. | mm | in. | mm | in. | mm | in. |
| <0.3 | 750 | 30 | 750 | 30 | 600 | 24 | 750 | 30 |
| 0.31 - 0.6 | 600 | 24 | 700 | 28 | 500 | 20 | 700 | 28 |
| 0.61 - 0.9 | 500 | 20 | 650 | 26 | 400 | 16 | 550 | 22 |
| 0.91 - 1.2 | 450 | 18 | 550 | 22 | 350 | 14 | 450 | 18 |
| 1.21 - 1.5 | 400 | 16 | 500 | 20 | 250 | 10 | 425 | 17 |
| 1.51 - 1.8 | 350 | 14 | 450 | 18 | 200 | 8 | 375 | 15 |

Anode Spacing for High Corrosion Risk (Chloride Content 0.8% to 1.5%)

| Protection Level | Corrosion Prevention | | | | Corrosion Control | |
|---------------------|----------------------|-----|-----|-----|-------------------|-----|
| | XP or XPT | | XP2 | | XP4 | |
| Galvashield Anode | | | | | | |
| Steel Density Ratio | mm | in. | mm | in. | mm | in. |
| <0.3 | 600 | 24 | 750 | 30 | 600 | 24 |
| 0.31 - 0.6 | 500 | 20 | 600 | 24 | 500 | 20 |
| 0.61 - 0.9 | 400 | 16 | 500 | 20 | 400 | 16 |
| 0.91 - 1.2 | 350 | 14 | 450 | 18 | 350 | 14 |
| 1.21 - 1.5 | 250 | 10 | 400 | 16 | 250 | 10 |
| 1.51 - 1.8 | 200 | 8 | 350 | 14 | 200 | 8 |
| 1.81 - 2.1 | 175 | 7 | 300 | 12 | 150 | 6 |

For extremely high corrosion risk applications (> 1.5% Chloride), contact Vector for assistance.

Note: Chloride content is based on percent by weight of cement.

*Maximum grid dimensions are based on typical conditions. Spacing should be reduced as appropriate for severe environments or to extend the expected service life of the anode.

1059-2010Mar30

Page 3 of 3

Vector Corrosion Technologies Ltd. 474 Dovercourt Drive Winnipeg, MB R3Y 1G4
 Vector Corrosion Technologies, Inc. 13312 N. 56th Street, #102 Tampa, FL 33617
 Vector products are provided with a standard limited warranty against defects for a period of 12 months from the date of the sale. To obtain a complete copy of Vector's limited warranty, contact Vector or visit www.vector-corrosion.com/warranty.pdf.
 User shall determine the suitability of the products for the intended use and assume all risks and liability in connection therewith. For professional use only; not for sale to or use by the general public.

Galvashield, Vector and the Vector logo are registered trademarks.

Patents: US 6022469, 6303017, 6193857

Printed in Canada

© 2010 Vector Corrosion Technologies

 **VECTOR
CORROSION
TECHNOLOGIES**
www.vector-corrosion.com

CAN: Phone: (204) 489-6300 Fax: (204) 489-6033
 USA: Phone: (813) 830-7566 Fax: (813) 830-7565

Email: info@vector-corrosion.com